



Surrey Policing: Wave 5

pollara
strategic insights

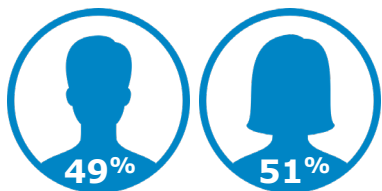
November, 2021

Methodology

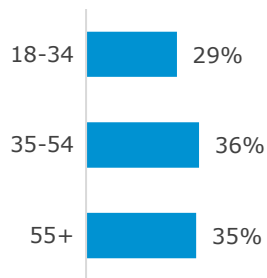
- **Methodology/Sample:** Online and phone survey of randomly-selected sample of 811 adult (18+) Canadians residing in the City of Surrey, BC. Among them, 254 were South Asians, of which 143 are native Punjabi speakers.
 - Online Sample = 509
 - Phone Sample = 302
- **Field Window:** Wave 5: October 21 to November 4, 2021
 - Previous waves were conducted as follows:
 - Wave 1: January 21 to 31, 2020 | N=800
 - Wave 2: April 17 to 27, 2020 | N=803
 - Wave 3: August 11 to 24, 2020 | N=806
 - Wave 4: January 13 to 26, 2021 | N=802
- **Reliability:** Non-probability samples cannot be assigned a margin of error. *As a relative guideline, we have provided margins of error for a probability sample of this size. The margin of error for a probability sample of this size is $\pm 3.4\%$, 19 times out of 20.
- **Data has been weighted** by age, gender, ethnicity (South Asian), and balanced between three sub-regions based on postal code groupings, as per the latest census data to be **representative of the adult population in the City of Surrey.**

Demographics

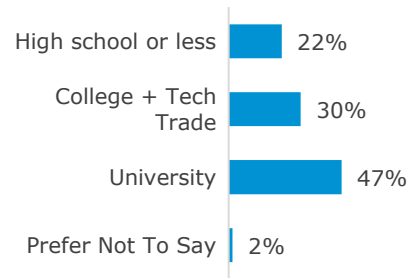
GENDER



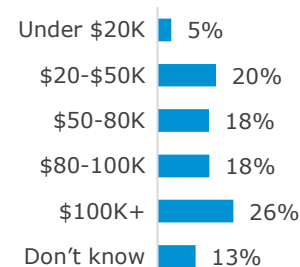
AGE



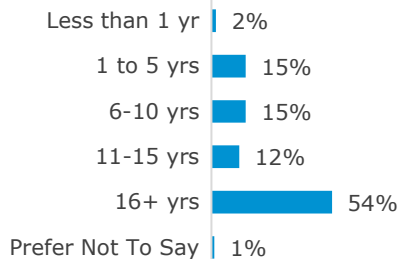
EDUCATION



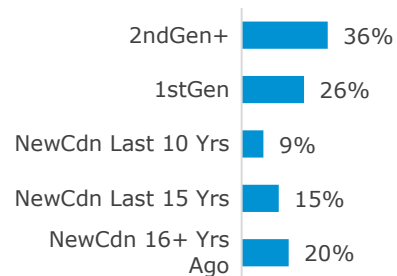
HOUSEHOLD INCOME



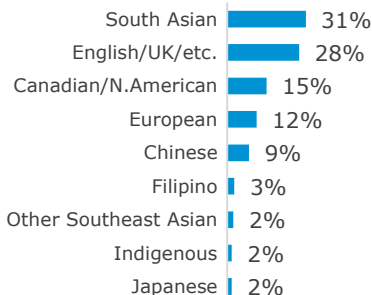
YEARS LIVING IN SURREY



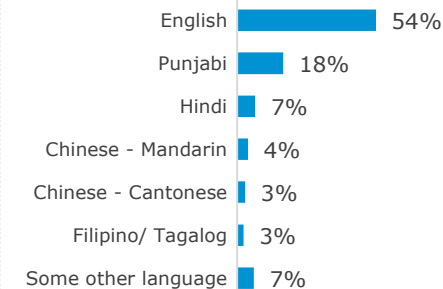
IMMIGRANTS



ETHNICITY*



NATIVE LANGUAGE*



*Mentions of 2%+ shown
(N=811)

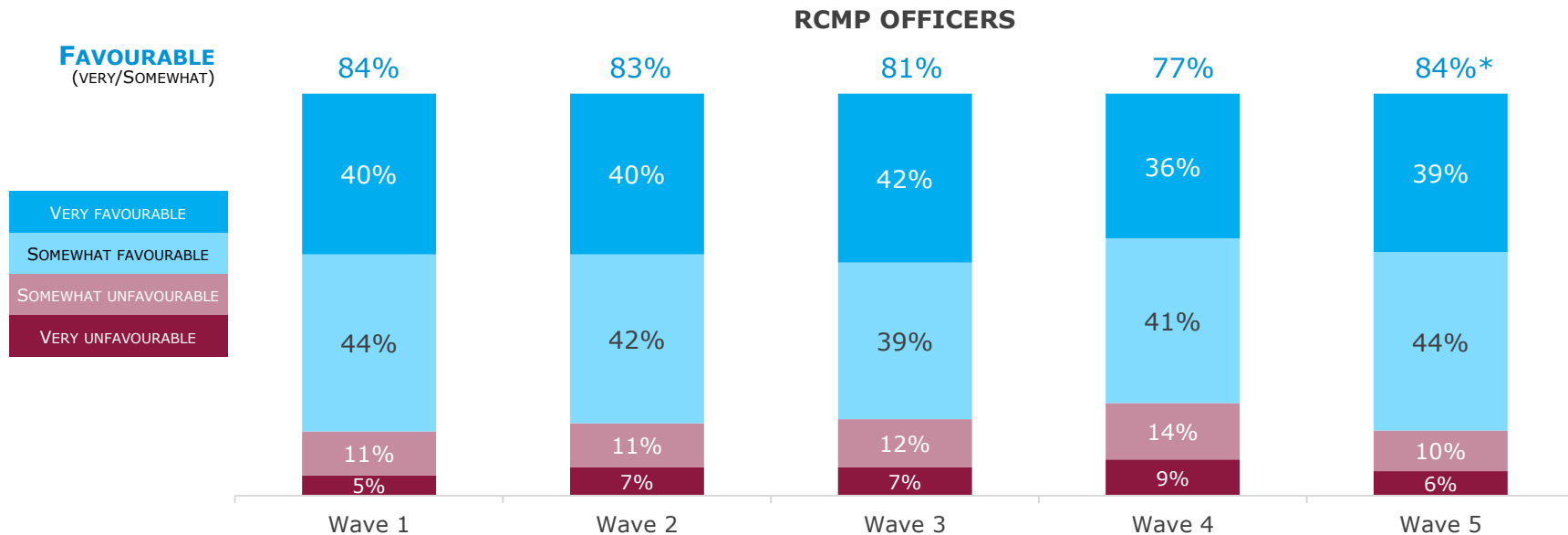


IMPRESSION & PRIORITIES

pollara
strategic insights

Over 4-in-5 of those with an impression are favourable toward RCMP officers

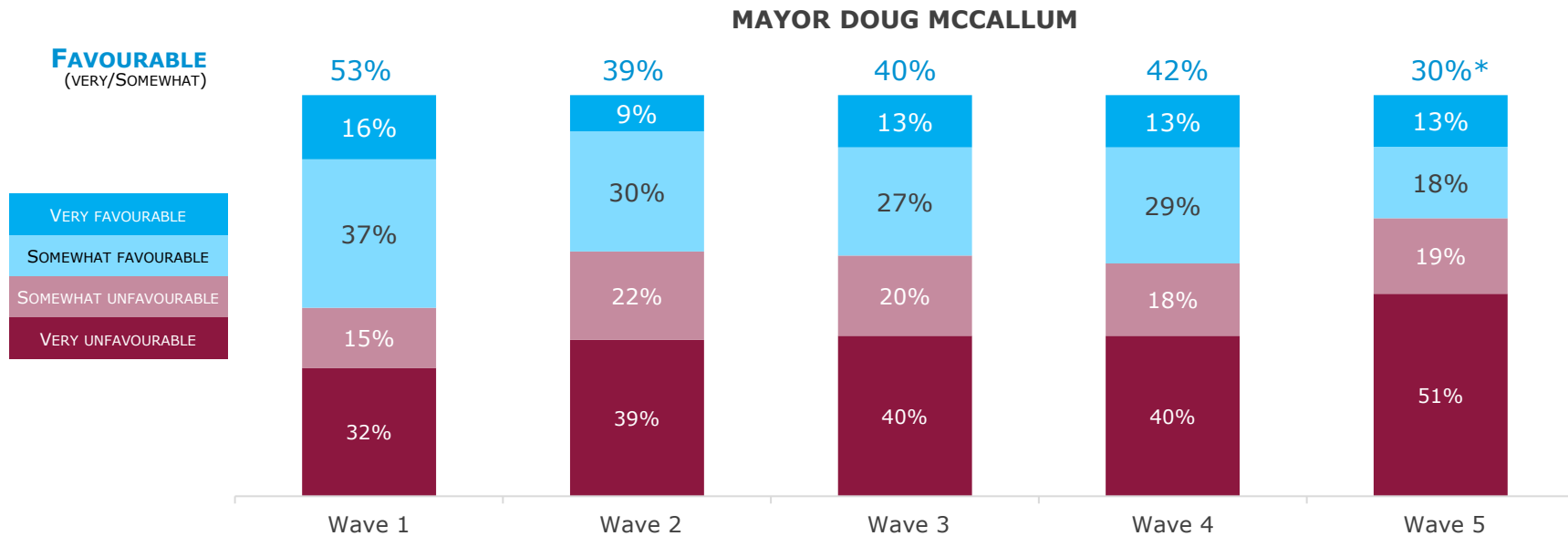
- Favourable impressions of RCMP officers consistent with previous waves



Q1. Do you have a favourable or unfavourable impression of the following people and organizations? **RCMP officers** W1 (excluding Don't Know N=755), W2 (excluding Don't Know N=738), W3 (excluding Don't Know N=754), W4 (excluding Don't Know N=728), W5 (excluding Neutral/Don't Know (N=651) *Discrepancies in total % are due to rounding

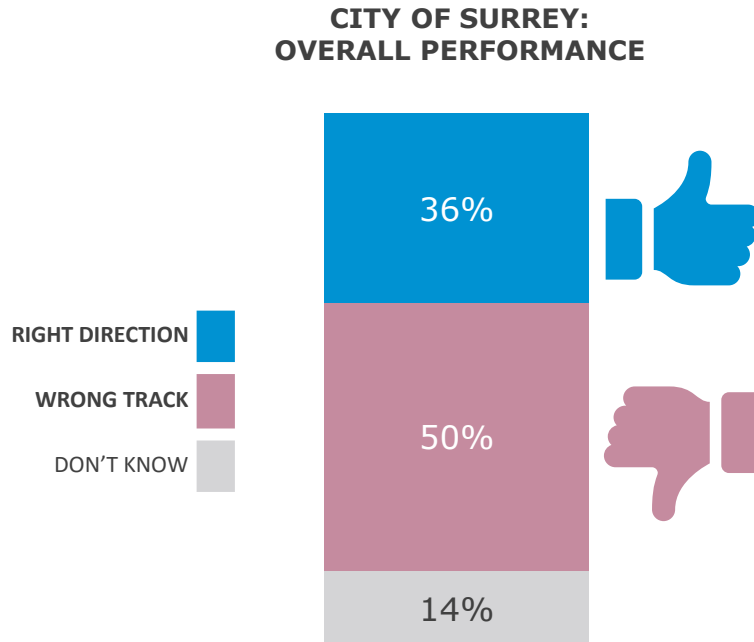
Impressions of Mayor have moved from net-favourable to net-unfavourable since January 2020

- Level of very unfavourable impressions of Mayor McCallum has risen significantly since Wave 1 (January 2020), and by 11% since Wave 4 (January 2021)



Q2. Do you have a favourable or unfavourable impression of the following people and organizations? **Mayor Doug McCallum** W1 (excluding Don't Know N=729), W2 (excluding Don't Know N=702), W3 (excluding Don't Know N=723), W4 (excluding Don't Know N=695), W5 (excluding neutral/Don't Know (N=594) Discrepancies in total % are due to rounding

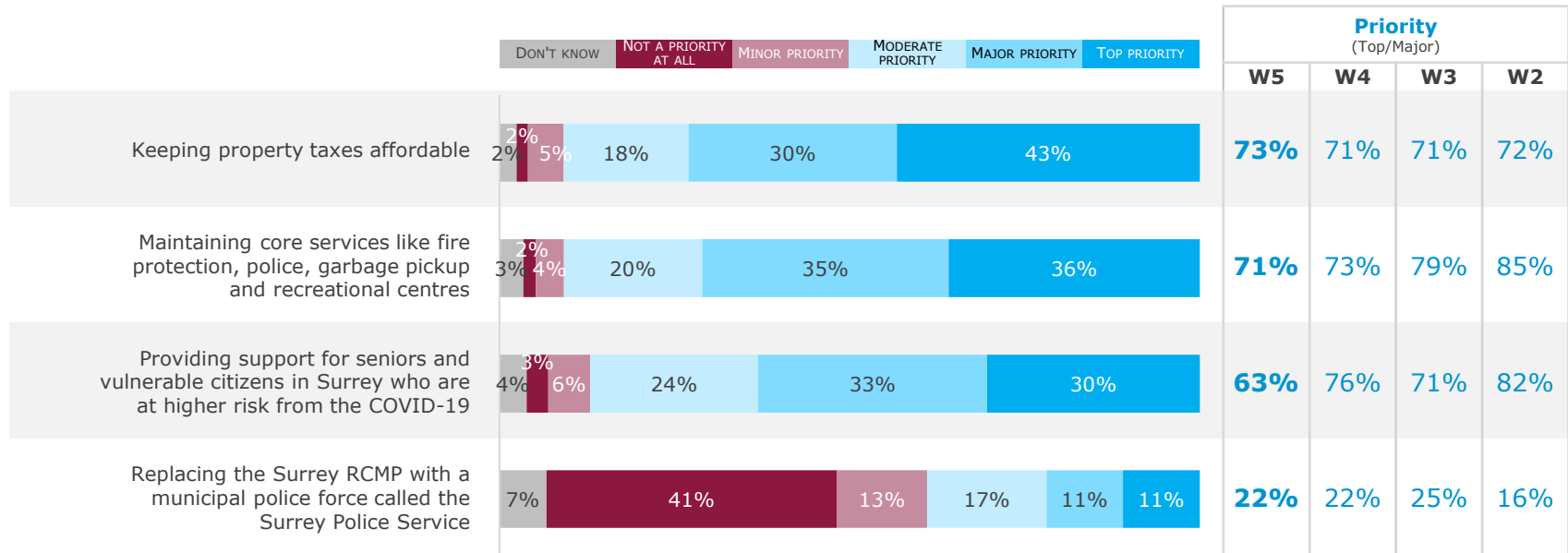
Half of respondents say the City of Surrey is on the wrong track



Q3. Would you say things in the City of Surrey are going in the right direction, or have they gotten off on the wrong track? (N=811)

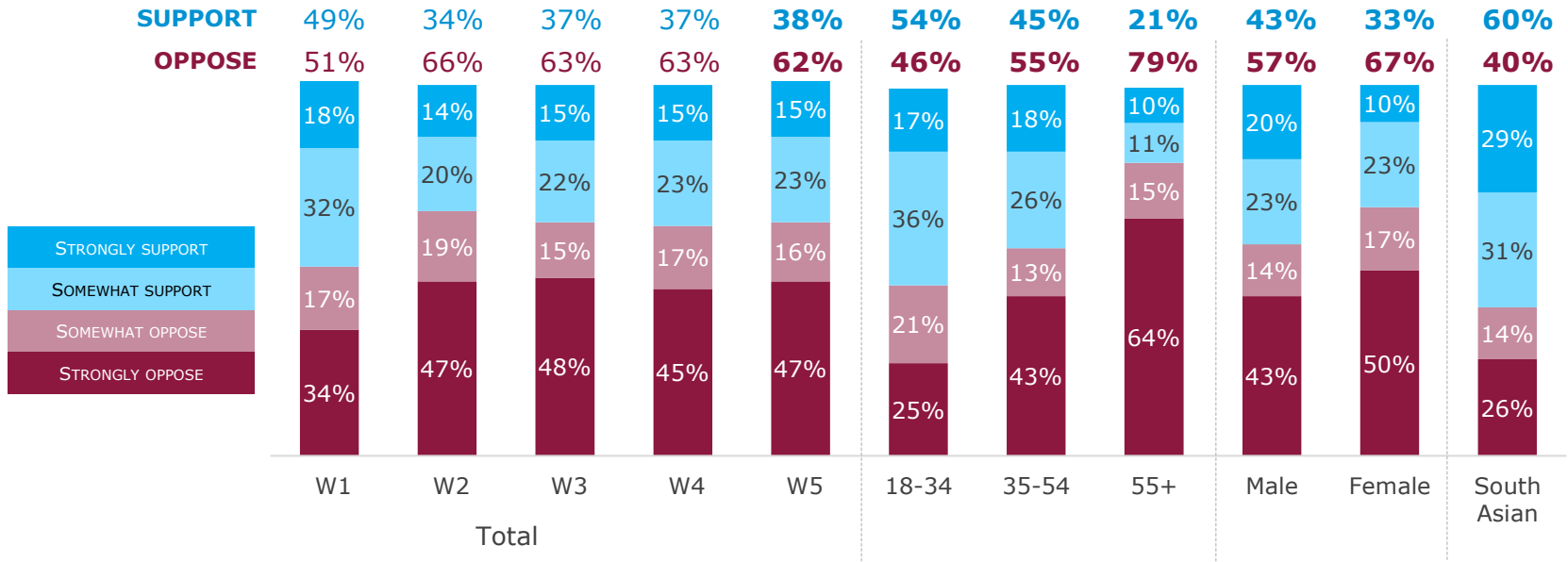
Replacing the RCMP continues to be a low priority for Surrey residents

- Replacing the Surrey RCMP with a municipal police force continues to trail other priorities tested, such as maintaining core services and support for vulnerable citizens, by a substantial margin.



Over 6-in-10 continue to oppose Mayor's plan to replace the RCMP

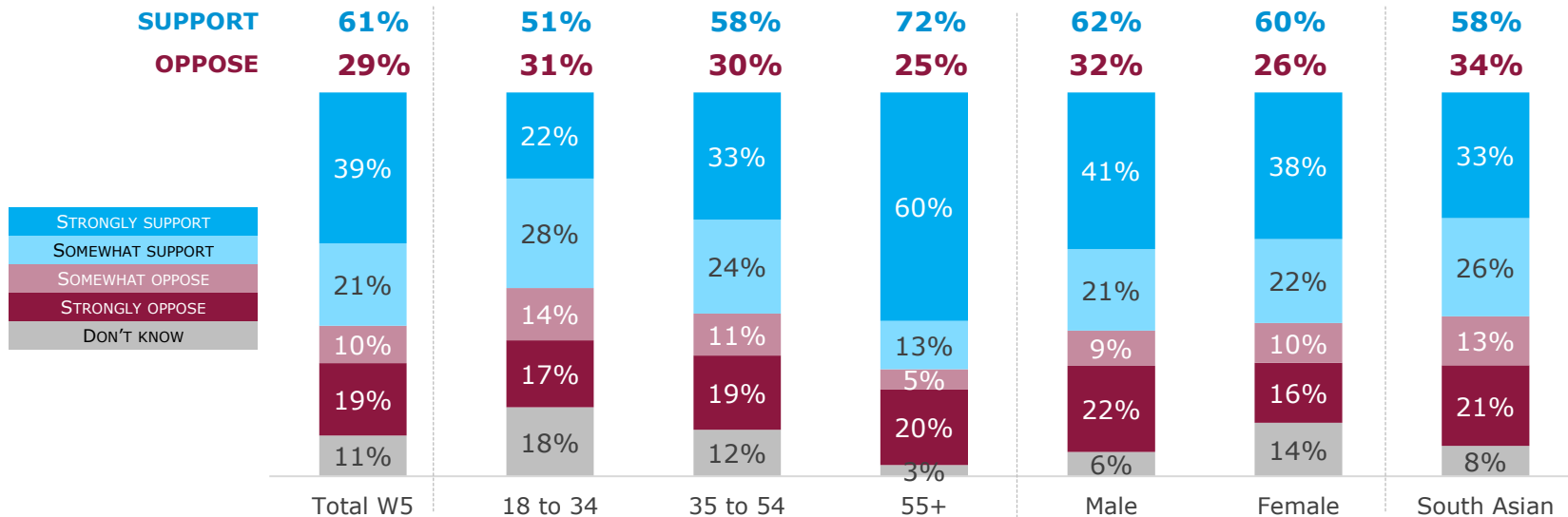
- For four consecutive waves, significant majority oppose the Mayor's Plan to replace the RCMP with a new municipal Surrey Police Service



Q11. Based on what you know, please indicate to what extent do you support or oppose the Mayor McCallum's plan to replace the Surrey RCMP detachment and create a new municipal Surrey Police Service. W1 (N=751), W2 (N=729), W3 (N=750), W4 (N=731), W5 (N=716) (excluding Don't Know)

Over 3-in-5 support a referendum on the mayor's plan to replace the RCMP

- Support for a referendum higher among older people. Almost 3-in-5 South Asians support having a referendum.



Q12. The City of Surrey and the Province appointed a Police Board to create a new Surrey Police Service, hire a new police chief and police officers to replace the RCMP detachment. Some community leaders say that Surrey voters should have the final say on whether to move forward with the new Surrey Police Service or not before spending millions of dollars on transition. Do you support or oppose a binding public referendum on Mayor McCallum's plan to replace the RCMP detachment and create a new municipal police force? (N=811)

Strong agreement with reducing unnecessary spending, halting police transition, and delaying implementation

- Over half (54%) strongly agree that transition to replace the RCMP should be “halted” until detailed and full costs are known
- Half (50%) strongly agree that there should be a “line-by-line” overview of police budget

AGREE
(Strongly/ Somewhat)

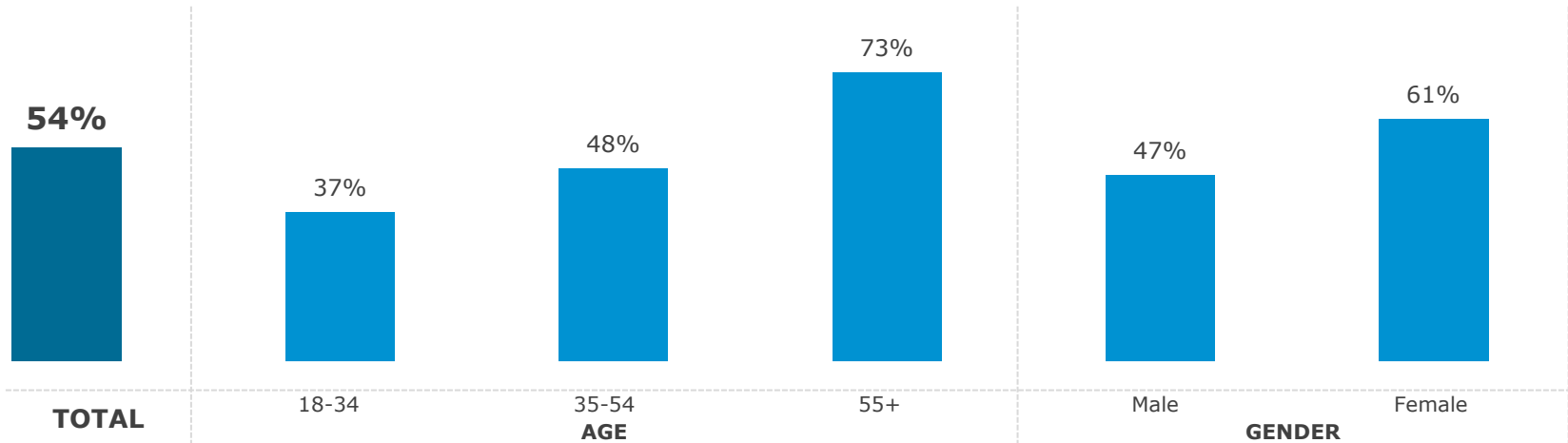
	DON'T KNOW	STRONGLY DISAGREE	SOMEWHAT DISAGREE	SOMEWHAT AGREE	STRONGLY AGREE	TOTAL	AGE			GENDER	
							18-34	35-54	55+	Male	Female
Surrey should be reducing unnecessary spending particularly during COVID-19 to focus on support for vulnerable citizens	6%	7%	9%	32%	45%	77%	68%	78%	84%	73%	81%
The transition in Surrey to replace the RCMP with a new, municipal Surrey Police Service is getting more and more expensive and should be halted until detailed and full costs are known and shared publicly	6%	9%	9%	22%	54%	76%	70%	74%	84%	71%	81%
Surrey should share a line-by-line overview of the Surrey Police Services budget with taxpayers	9%	6%	9%	26%	50%	76%	65%	76%	85%	72%	79%
BC Premier John Horgan should take a second look at the Surrey policing issue to delay its implementation until voters have their say either through a referendum or at the polls in the 2022 Surrey municipal election	7%	10%	10%	23%	50%	73%	67%	71%	80%	70%	77%
The City of Surrey or the Province of B.C. should hold a referendum on whether to retain the Surrey RCMP or proceed with the proposed transition to a municipal police service	8%	11%	9%	24%	47%	72%	61%	72%	80%	70%	74%

Clear majority strongly agrees that police transition should be halted

- Women (61%) and 55+ (73%) feel most strongly

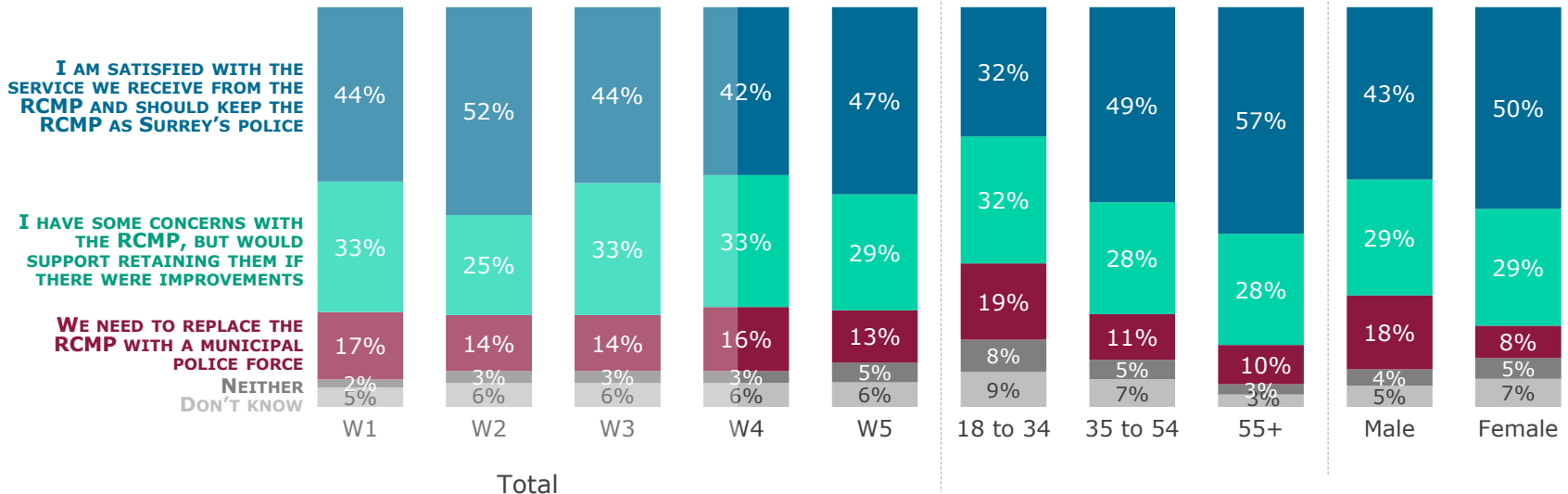
“The transition in Surrey to replace the RCMP with a new, municipal Surrey Police Service is getting more and more expensive and should be halted until detailed and full costs are known and shared publicly.”

STRONGLY AGREE



Post-Test: over 3 in 4 would stay the course or retain RCMP with improvements

- Results are almost identical to first wave in January 2020, with a slight decrease in those choosing “replace the RCMP with a municipal police force”
- Those choosing “we need to replace the RCMP with a municipal police force” declined, moving from 16% to 13%, from wave 4 to wave 5





End

pollara
strategic insights
www.pollara.com